

Autonomous Decentralized Control Scheme for Long-Term Operation of Large Scale and Dense Wireless Sensor Networks with Multiple Sinks

Akihide Utani
*Tokyo City University,
Japan*

1. Introduction

Various communication services have been provided. They include environmental monitoring and/or control, ad-hoc communication between mobile nodes, and inter-vehicle communication in intelligent transport systems. As a means of facilitating the above advanced communication services, autonomous decentralized networks, such as wireless sensor networks (Akyildiz et al., 2002; Rajagopalan & Varshney, 2006), mobile ad-hoc networks (Perkins & Royer, 1999; Johnson et al., 2003; Clausen & Jaquet, 2003; Ogier et al., 2003), and wireless mesh networks (Yamamoto et al., 2009), have been intensively researched with great interests. Especially, a wireless sensor network, which is a key network to construct ubiquitous information environments, has great potential as a means of realizing a wide range of applications, such as natural environmental monitoring, environmental control in residential spaces or plants, object tracking, and precision agriculture (Akyildiz et al., 2002). Recently, there is growing expectation for a new network service by a wireless sensor network consisting of a lot of static sensor nodes arranged in a service area and a few mobile robots as a result of the strong desire for the development of advanced systems that can flexibly function in dynamically changing environments (Matsumoto et al., 2009).

In this chapter, a large scale and dense wireless sensor network made up of many static sensor nodes with global positioning system, which is a representative network to actualize the above-mentioned sensor applications, is assumed. In a large scale and dense wireless sensor network, generally, hundreds or thousands of static sensor nodes limited resources, which are compact and inexpensive, are placed in a service area, and sensing data of each node is gathered to a sink node by inter-node wireless multi-hop communication. Each sensor node consists of a sensing function to measure the status (temperature, humidity, motion, etc.) of an observation point or object, a limited function of information processing, and a simplified wireless communication function, and it generally operates on a resource with a limited power-supply capacity such as a battery. Therefore, a data gathering scheme and/or a routing protocol capable of meeting the following requirements is mainly needed to prolong the lifetime of a large scale and dense wireless sensor network composed of hundreds or thousands of static sensor nodes limited resources.

1. Efficiency of data gathering
2. Balance of communication load among sensor nodes
3. Adaptability to network topology changes

As data gathering schemes for the long-term operation of a wireless sensor network, cluster-ing-based data gathering (Heinzelman et al., 2000; Dasgupta et al., 2003; Jin et al., 2008) and synchronization-based data gathering (Wakamiya & Murata, 2005; Nakano et al., 2009; Nakano et al., 2011) are under study, but not all the above requirements are satisfied. Recently, bio-inspired routing algorithms, such as ant-based routing algorithms, have attracted a significant amount of interest from many researchers as examples that satisfy the three requirements above. In ant-based routing algorithms (Subramanian et al., 1998; Ohtaki et al., 2006), the routing table of each sensor node is generated and updated by applying the process in which ants build routes between their nest and food using chemical substances (pheromones). Advanced ant-based routing algorithm (Utani et al., 2008) is an efficient route learning algorithm which shares route information between control messages. In contrast to conventional ant-based routing algorithms, this can suppress the communication load of each sensor node and adapt itself to network topology changes. However, this does not positively ease the communication load concentration on specific sensor nodes, which is the source of problems in the long-term operation of a wireless sensor network. Gradient-based routing protocol (Xia et al., 2004) actualizes load-balancing data gathering. However, this cannot suppress the communication load concentration to sensor nodes around the set sink node. Intensive data transmission to specific sensor nodes results in concentrated energy consumption by them, and causes them to break away from the network early. This makes long-term observation by a wireless sensor network difficult.

In a large scale and dense wireless sensor network, the communication load is generally concentrated on sensor nodes around the set sink node during the operation process. In cases where sensor nodes are not placed evenly in a large scale observation area, the communication load is concentrated on sensor nodes placed in an area of low node density. To solve this communication load concentration problem, a data gathering scheme for a wireless sensor network with multiple sinks has been proposed (Dubois-Ferriere et al., 2004; Oyman & Ersoy, 2004). In this scheme, each sensor node sends sensing data to the nearest sink node. In comparison with the case of one-sink wireless sensor networks, the communication load of sensor nodes around a sink node is reduced. In each sensor node, however, the destination sink node cannot be selected autonomously and adaptively. In cases where original data transmission rate from each sensor node is not even, therefore, the load of load-concentrated nodes is not sufficiently balanced. An autonomous load-balancing data transmission scheme is required.

This chapter represents a new data gathering scheme with transmission power control that adaptively reduces the load of load-concentrated nodes and facilitates the long-term operation of a large scale and dense wireless sensor network with multiple sinks (Matsumoto et al., 2010). This scheme has autonomous load-balancing data transmission devised by considering the application environment of a wireless sensor network as a typical example of complex systems where the adaptive adjustment of the entire system is realized from the local interactions of components of the system. In this scheme, the load of each sensor node is autonomously balanced. This chapter consists of four sections. In Section 2, the above data gathering scheme (Matsumoto et al., 2010) is detailed and its novelty and superiority are described. In Section 3, the results of simulation experiments are reported and the effectiveness of our scheme (Matsumoto et al., 2010) is demonstrated by comparing its performances with those of existing schemes. In Section 4, the overall conclusions of this work are given and future problems are discussed.

2. Autonomous decentralized control scheme

To facilitate the long-term operation of an actual sensor network service, a recent approach has been to introduce multiple sinks in a wireless sensor network (Dubois-Ferriere et al., 2004; Oyman & Ersoy, 2004). In a wireless sensor network with multiple sinks, sensing data of each node is generally allowed to gather at any of the available sinks. Our scheme (Matsumoto et al., 2010) is a new data gathering scheme based on this assumption, which can be expected to produce a remarkable effect in a large scale and dense wireless sensor network with multiple sinks. In our scheme, each sensor node can select either of high power and low power for packet transmission, where high power corresponds to normal transmission power and low power is newly introduced to moreover balance the load of each sensor node.

2.1 Routing algorithm

Each sink node has a connective value named a "value to self", which is not updated by transmitting a control packet and receiving data packets. In the initial state of a large scale and dense wireless sensor network with multiple sinks, each sink node broadcasts a control packet containing its own location information, ID, hop counts(=0), and "value to self" by high power. This control packet is rebroadcast throughout the network with hop counts updated by high power. By receiving the control packet from each sink node, each sensor node can grasp the "value to self" of each sink node, their location information, IDs, and the hop counts from each sink node of its own neighborhood nodes.

Initial connective value of each sensor node, which is the connective value before starting data transmission, is generated by using the "value to self" of each sink node and the hop counts from each sink node. The procedure for computing initial connective value of a node (i) is as follows:

1. The value [$v_{ij}(0)$] on each sink node ($j=1, \dots, S$) of node (i) is first computed according to the following equation

$$v_{ij}(0) = v_{0j} \times dr^{hops_{ij}} \quad (j = 1, \dots, S) \quad (1)$$

where $v_{0j}(j=1, \dots, S)$ is the "value to self" of sink node (j), $hops_{ij}(j=1, \dots, S)$ is the hop counts from sink node (j) of node (i). dr represents the value attenuation factor accompanying the hop determined within the interval [0,1].

2. Then, initial connective value [$v_i(0)$] of node (i) is generated by the following equation

$$v_i(0) = \max v_{ij}(0) \quad (j = 1, \dots, S) \quad (2)$$

where this connective value [$v_i(0)$] can be also conducted from the following equation

$$v_i(0) = vm_i(0) \times dr \quad (3)$$

In the above Equation (3), $vm_i(0)$ represents the greatest connective value before starting data transmission in neighborhood nodes of node (i).

Before data transmission is started, each sensor node computes initial connective value of each neighborhood node based on the above Equations (1) and (2), and stores the computed connective value, which is used as the only index to evaluate the relay destination value of each neighborhood node, in each neighborhood node field of its own routing table.

2.2 Data transmission and connective value update

For a while from starting data transmission, each sensor node selects the neighboring node with the greatest connective value from its own routing table as a relay node, and transmits the data packet to this selected node by high power. In cases where more than one node shares the greatest connective value, however, the relay node is determined between them at random. The data packet in each sensor node is not sent to a specified sink node. By repetitive data transmission to the neighboring node with the greatest connective value, data gathering at any of the available sinks is completed. In our scheme, the connective value of each sensor node is updated by considering residual energy. Therefore, by repetitive data transmission to the neighboring node with the greatest connective value, the data transmission routes are not fixed.

To realize autonomous load-balancing data transmission, in our scheme (Matsumoto et al., 2010), the data packet from each sensor node includes its own updated connective value. We assume that a node (l) receives a data packet at time (t). Before node (l) relays the data packet, it replaces the value in the connective value field of the data packet by its own renewal connective value computed according to the following connective value update equation

$$v_l(t) = vm_l(t) \times dr \times e_l(t) / E_l \tag{4}$$

where $vm_l(t)$ is the greatest connective value at time (t) in the routing table of node (l). $e_l(t)$ and E_l represent the residual energy at time (t) of node (l) and the battery capacity of node (l), respectively.

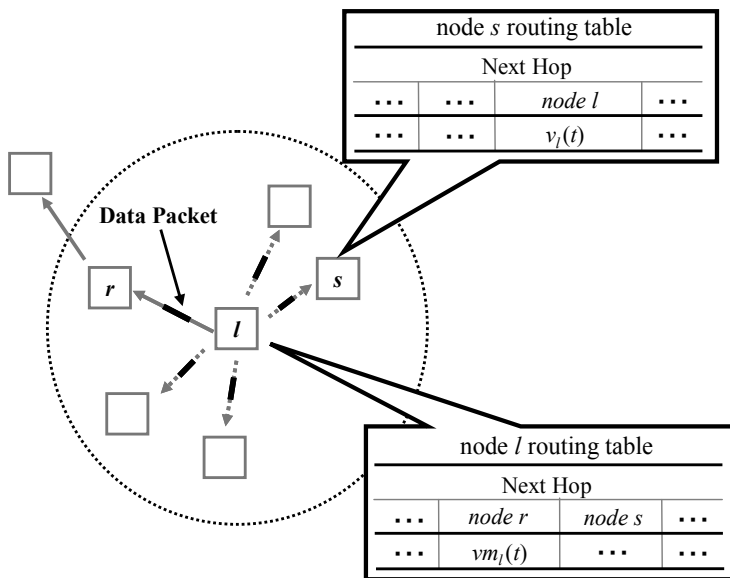


Fig. 1. Data packet transmission and connective value update

In our scheme, the data packet addressed to the neighboring node with the greatest connective value is intercepted by all neighboring nodes. This data packet includes the updated co-

connective value of the source node based on the above Equation (4). Each neighborhood node that intercepts this packet stores the updated connective value in the source node field of its own routing table. Fig.1 shows an example of data packet transmission and its accompanying connective value update. In this example, node (*l*) refers to its own routing table and addresses the data packet to node (*r*), which has the greatest connective value [$vm_l(t)$]. When this data packet is intercepted, each neighboring node around node (*l*) stores the updated connective value [$v_l(t)$] in the data packet in the node (*l*) field of its own routing table.

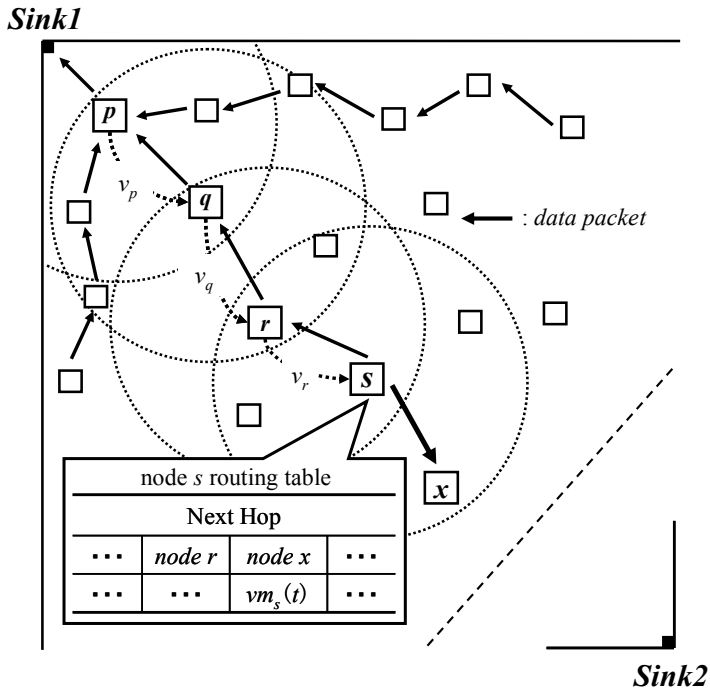


Fig. 2. An example of autonomous load-balancing data transmission to multiple sinks

Our scheme (Matsumoto et al., 2010) requires the construction of a data gathering environment in the initial state of a large scale and dense wireless sensor network with multiple sinks, but needs no special communication for network control. The above-mentioned simple mechanism alone achieves autonomously adaptive load-balancing data transmission to multiple sinks, as in Fig.2. The lifetime of a wireless sensor network can be extended by reducing the communication load for network control and solving the node load concentration problem.

2.3 Transmission power control

For data packet transmission, the transmission power of each sensor node is switched to low power if its own residual energy is less than the set threshold [T_e]. In this case, each sensor node selects the neighboring node with the greatest connective value within range of radio wave of low power as a relay node, and transmits the data packet to this selected node by low power.

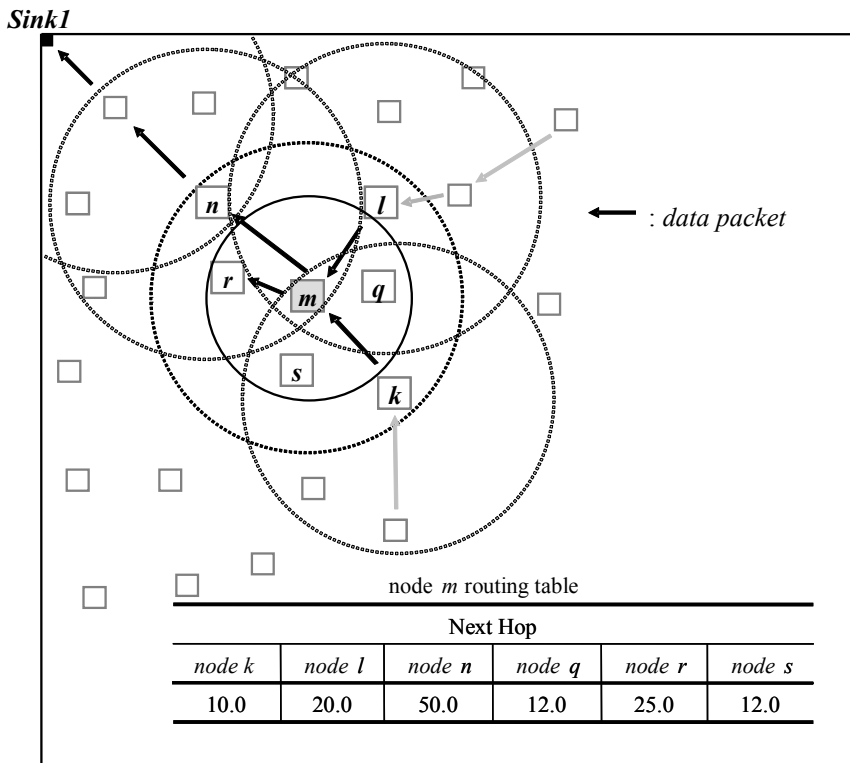


Fig. 3. An example of transmission power control

Fig.3 shows an example of the above transmission power control, which means that the transmission power of each sensor node is switched to low power according to the above condition. In this example, node (*m*) is a load concentration node. Node (*m*) has autonomously transmitted the data packet to node (*r*) with the greatest connective value within low power range by low power because its own residual energy has become less than the set threshold [T_e]. By switching to low power, the energy consumption of node (*m*) is saved, but node (*k*) and node (*l*) may continue to transmit the data packet to node (*m*) because they cannot grasp the updated connective value of node (*m*). In our scheme, therefore, every tenth data packet from the node switched to low power is transmitted by high power.

3. Simulation experiment

Through simulation experiments on a wireless sensor network with multiple sinks, the performances of our scheme have been investigated in detail to verify its effectiveness.

3.1 Conditions of simulation

In a large scale and dense wireless sensor network with multiple sinks consisting of many static sensor nodes placed in a large scale observation area, only sensor nodes that

detected abnormal data set were assumed to transmit the measurement data. The conditions of the simulation which were used in the experiments performed are shown in Table 1. In the initial state of the simulation experiments, static sensor nodes are randomly arranged in the set experimental area, and multiple sinks are placed on the boundaries containing the corners of this area. The network configuration is shown in Fig.4. In the experiments performed, the value attenuation factor accompanying hop (dr) and the "value to self" of each sink node introduced in our scheme were set to 0.5 and 100.0, respectively.

Simulation size	$2400m \times 2400m$
Number of sensor nodes	750, 1000, 1250
Range of radio wave	150m or 200m
Number of sinks	2 or 3
Size of each data packet	18 [bytes]
Size of each control packet	6 [bytes]
Battery capacity of each sensor node	0.2 [J] or 0.5 [J]

Table 1. Conditions of simulation

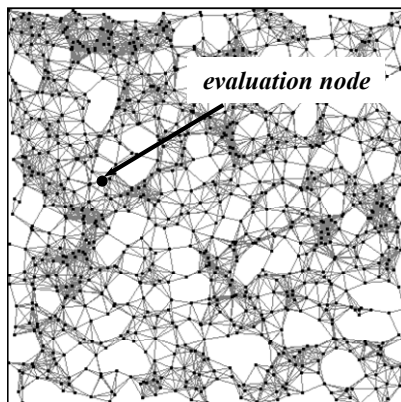


Fig. 4. Large scale and dense wireless sensor network consisting of many static sensor nodes

In the experimental results reported, our scheme (Matsumoto et al., 2010) is evaluated through a comparison with existing ones (Dubois-Ferriere et al., 2004; Oyman & Ersoy, 2004; Ohtaki et al., 2006; Utani et al., 2008) where the parameter settings that produced good results in a preliminary investigation were adopted in preference to existing ones.

3.2 Experimental results on simulation model with two sinks

In this subsection, experimental results on the simulation model with two sinks of our scheme without transmission power control are shown, where the number of sensor nodes was 1000, the range of radio wave and the battery capacity of each sensor node were set to 150m and 0.5J, respectively.

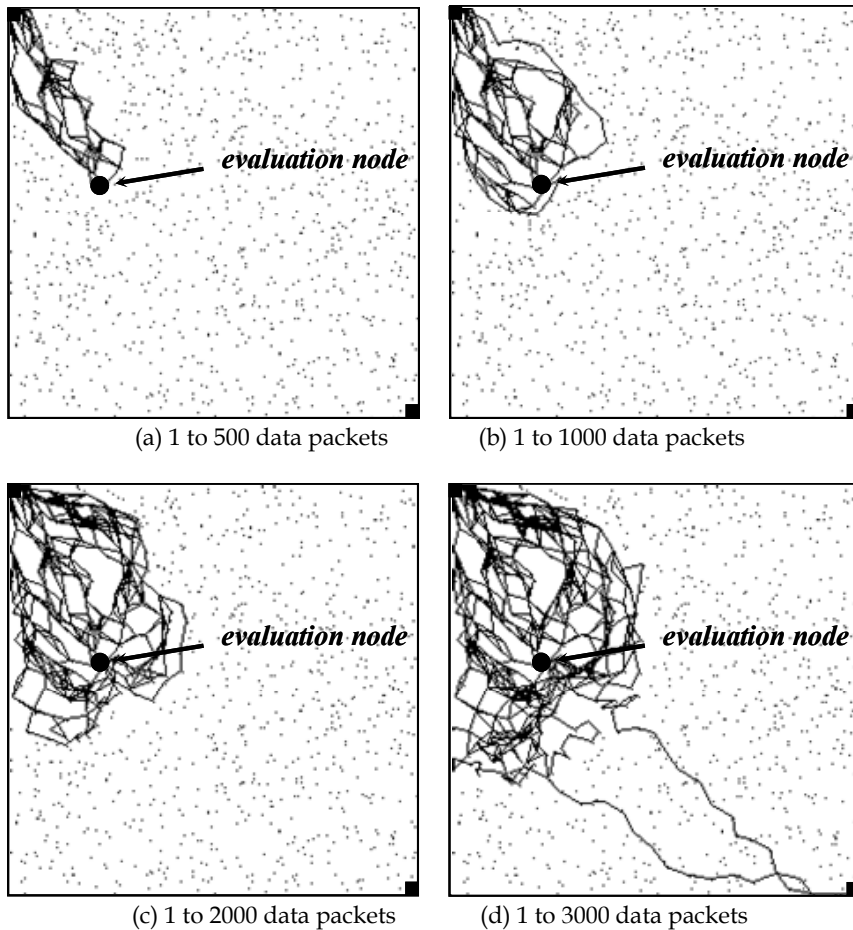


Fig. 5. Routes used by applying our scheme to the simulation model with two sinks

As the first experiment on the simulation model with two sinks, it was assumed that the evaluation node marked in Fig.4 detected an abnormal value and transmitted the data packet with this abnormal value periodically. The routes used by applying our scheme are shown in Fig.5. Of the 3000 data packets transmitted from the evaluation node, the routes used by the first 500 data packets are illustrated in Fig.5(a), those used by the 1000 data packets are in Fig.5(b), those used by the 2000 data packets are in Fig.5(c), and those used by a total of 3000 data packets are in Fig.5(d). From Fig.5, it can be confirmed that our scheme enables the autonomous load-balancing transmission of data packets to two sinks using multiple routes.

Next, it was assumed that data packets were periodically transmitted from a total of 20 sensors/nodes placed in the set simulation area. In Fig.6, the transition of the delivery ratio of the total number of data packets transmitted from a total of 20 randomly selected

sensor nodes is shown, and the lifetime of the simulation model with two sinks, as in Fig.5, is compared. In Fig.6, the existing schemes in Ohtaki et al., 2006 and Utani et al., 2008, which belong to the category of ant-based routing algorithms, are denoted as *MUAA* and *AAR*, respectively. The existing scheme in Dubois-Ferriere et al., 2004 and Oyman and Ersoy, 2004, which describe representative data gathering for a wireless sensor network with multiple sinks, is denoted as *NS*. From Fig.6, it can be confirmed that our scheme denoted as *Proposal* in Fig.6 achieves a longer-term operation of a wireless sensor network with multiple sinks than the existing ones because it improves and balances the load of each sensor node by the communication load reduction for network control and the autonomous load-balancing data transmission. Through simulation experiments, it was verified that our scheme (Matsumoto et al., 2010) is substantially advantageous for the long-term operation of a large scale and dense wireless sensor network with multiple sinks.

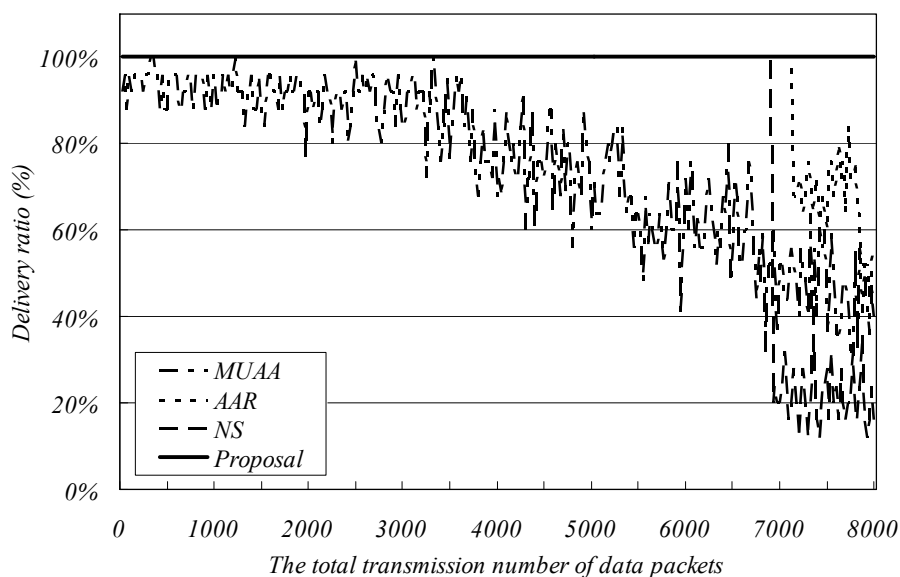


Fig. 6. Transition of delivery ratio

3.3 Experimental results on simulation model with three sinks

In this subsection, through experimental results on the simulation model with three sinks, the effectiveness of the transmission power control introduced in our scheme is evaluated. In the following experimental results, the battery capacity of each sensor node was set to 0.2J, and the range of radio wave of high power transmission in each sensor node was set to 200 m and it of low power transmission in each sensor node was set to 150m.

As the first experiment on the simulation model with three sinks, it was assumed that the evaluation node marked in Fig.4 detected an abnormal value and transmitted the data packet with this abnormal value periodically, as in the above subsection 3.2. The routes used by

applying our scheme are shown in Figs.7, 8 and 9, where the number of sensor nodes is 1000. In Figs.7, 8 and 9, T_e was set to $0.0J$, $E \times 0.5J$, and $E \times 0.9J$, where E indicates the battery capacity of each sensor node. Of the 3000 data packets transmitted from the evaluation node, the routes used by the first 500 data packets are illustrated in Figs.7, 8 and 9(a), those used by the 1000 data packets are in Figs.7, 8 and 9(b), those used by the 2000 data packets are in Figs.7, 8 and 9(c), and those used by a total of 3000 data packets are in Figs.7, 8 and 9(d). From Figs. 7, 8 and 9, it can be confirmed that the effect of our scheme is extended by early switching to low power.

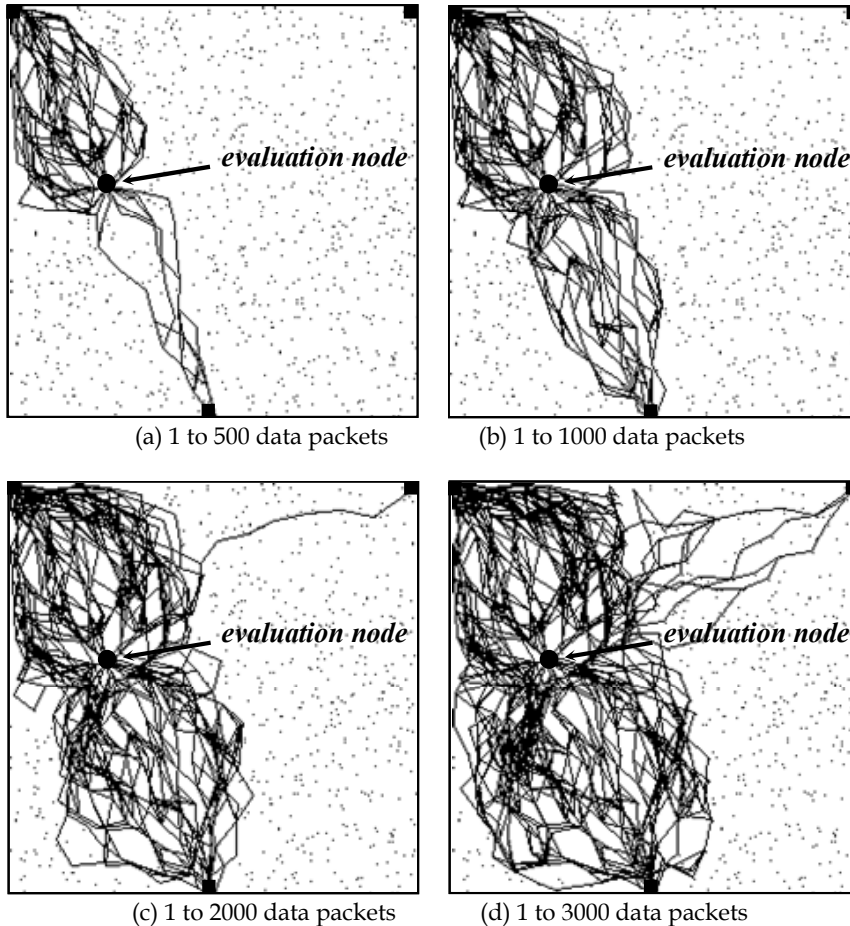


Fig. 7. Routes used by applying our scheme ($T_e = 0.0J$)

Next, it was assumed that data packets were periodically transmitted from a total of 20 sensor nodes placed in the set simulation area. In Figs.10, 11 and 12, the transition of the delivery ratio of the total number of data packets transmitted from a total of 20 randomly selected se-

nsor nodes is shown, and the lifetime of the simulation model with three sinks, as in Figs.7, 8 and 9, is compared. From Figs.10, 11 and 12, it can be confirmed that the effect of our scheme is extended by early switching to low power in high node density.

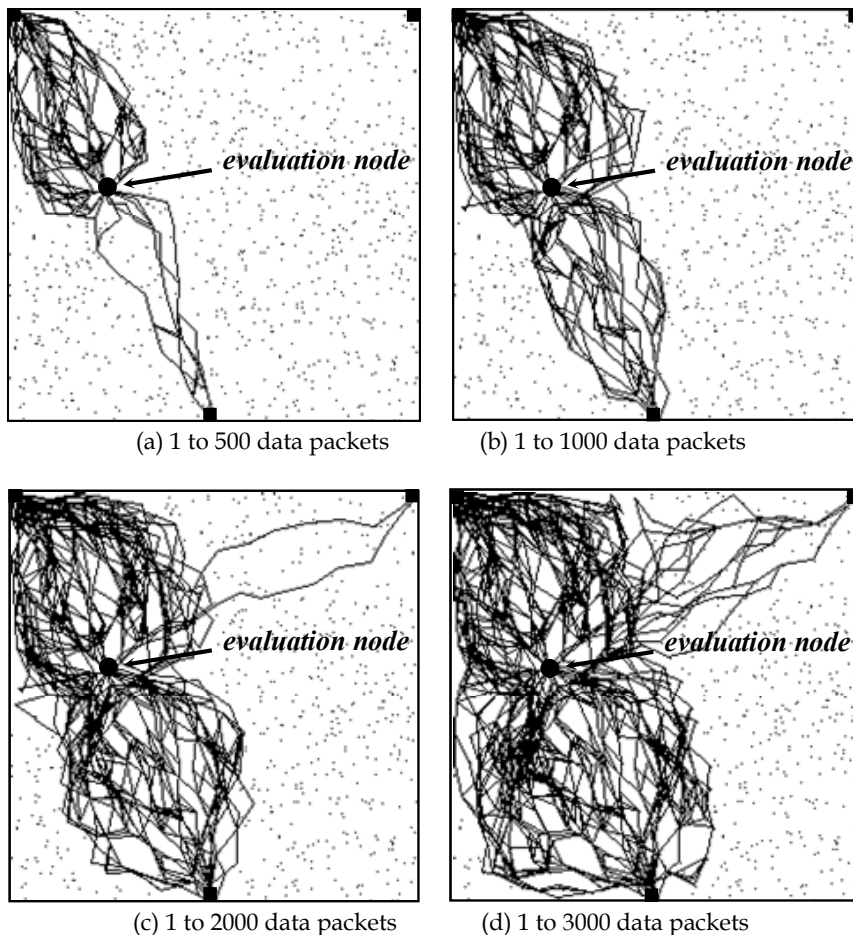


Fig. 8. Routes used by applying our scheme ($T_e = E \times 0.5J$)

3.4 Discussion

To facilitate ubiquitous information environments by wireless sensor networks, their control mechanisms should be adapted to the variety of types of communication, depending on application requirements and the context. Currently, adaptive communication protocols for the long-term operation of the above ubiquitous sensor networks (Intanagonwiwat et al., 20-03; Silva et al., 2004; Heidemann et al., 2003; Krishnamachari & Heidemann, 2003; Wakabayashi et al., 2007) are under study. In

addition, the advanced design schemes of wireless sensor networks, such as sink node allocation schemes based on the particle swarm optimization algorithms aiming to minimize total hop counts in a network and to reduce the energy consumption of each sensor node (Kumamoto et al., 2008; Yoshimura et al., 2009; Taguchi et al., 2010), and forwarding node set selection schemes (Nagashima et al., 2009; Sasaki et al., 2010) and forwarding power adjustment scheme (Nagashima et al., 2011) for adaptive and efficient query dissemination throughout a wireless sensor network, are positively researched. By coupling our scheme (Matsumoto et al., 2010) with the above advanced design schemes, it can be expected that the lifetime of a wireless sensor network is moreover prolonged.

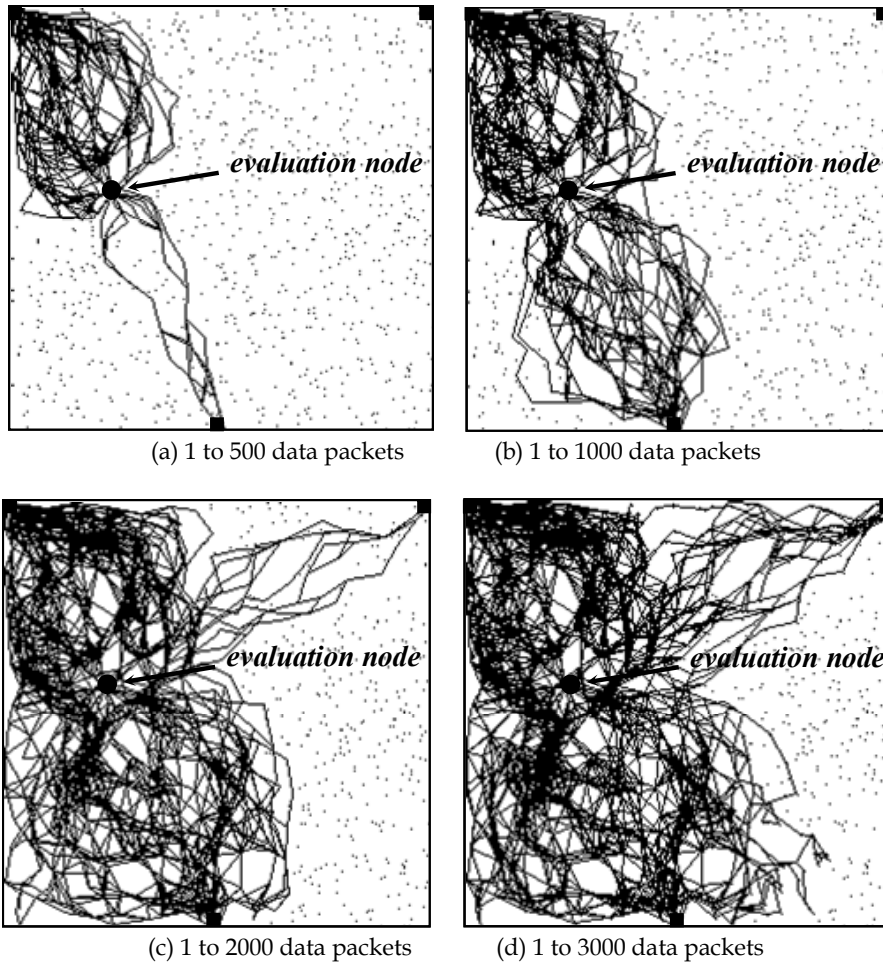


Fig. 9. Routes used by applying our scheme ($T_e = E \times 0.9J$)

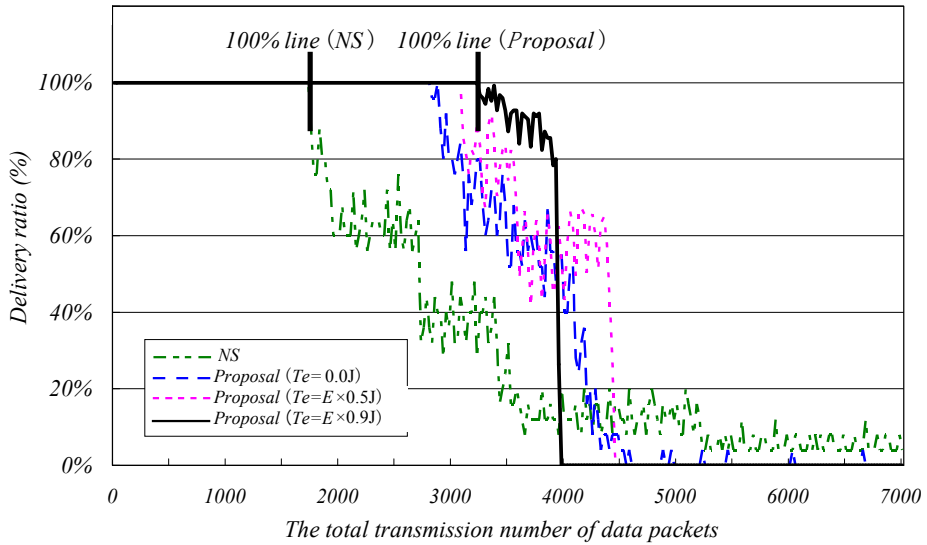


Fig. 10. Transition of delivery ratio (The number of sensor nodes is 750)

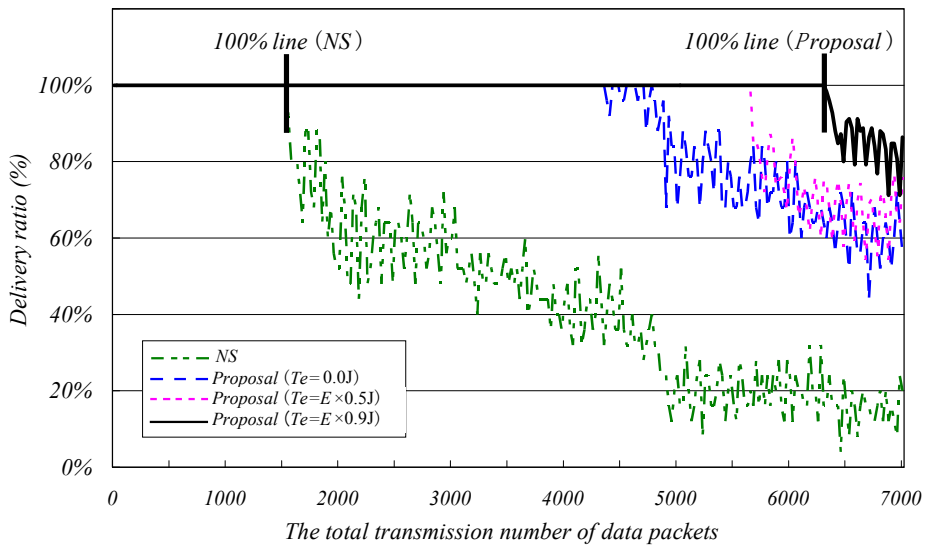


Fig. 11. Transition of delivery ratio (The number of sensor nodes is 1000)

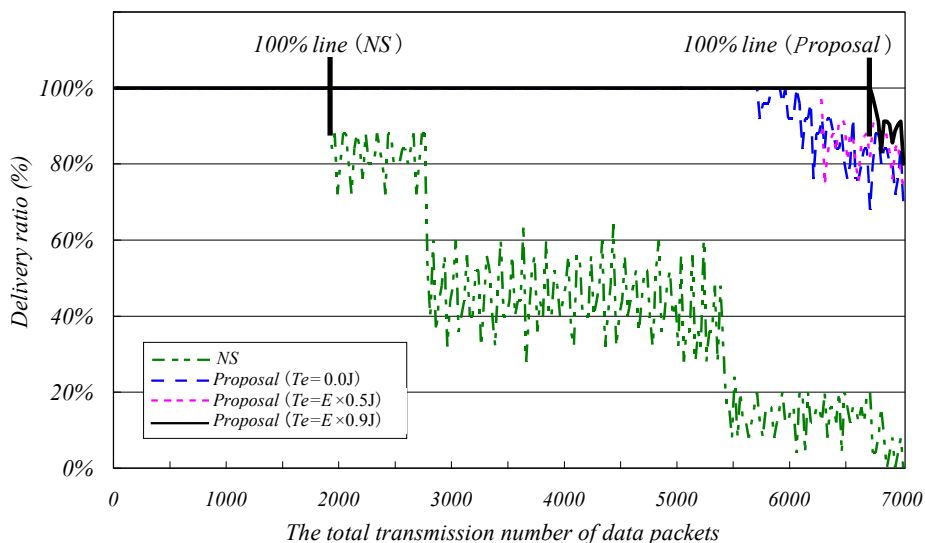


Fig. 12. Transition of delivery ratio (The number of sensor nodes is 1250)

4. Conclusions

In this chapter, a new data gathering scheme with transmission power control that adaptively reduces the load of load-concentrated nodes and facilitates the long-term operation of a large scale and dense wireless sensor network with multiple sinks, which is an autonomous load-balancing data transmission one devised by considering the application environment of a wireless sensor network to be a typical example of complex systems, has been represented. In simulation experiments, the performances of this scheme were compared with those of the existing ones. The experimental results indicate that this scheme is superior to the existing ones and has the development potential as a promising one from the viewpoint of the long-term operation of wireless sensor networks. Future work includes a detailed evaluation of the parameters introduced in this scheme in various network environments.

5. Acknowledgment

The development of a new autonomous decentralized control scheme for the long-term operation of wireless sensor networks with multiple sinks represented in this chapter is supported by the Grant-in-Aid for Scientific Research (Grant No.21500082) from the Japan Society for the Promotion of Science.

6. References

Akyildiz, I.; Su, W.; Sankarasubramaniam, Y. & Cayirci, E. (2002). Wireless sensor networks: A survey, *Computer Networks Journal*, Vol.38, No.4, 393-422

- Clausen, T. & Jaquet, P. (2003). Optimized link state routing protocol, *Request for Comments (RFC)* 3626
- Dasgupta, K.; Kalpakis, K. & Namjoshi, P. (2003). An efficient clustering-based heuristic for data gathering and aggregation in sensor networks, *Proceedings of IEEE Wireless Communications and Networking Conference*, 16-20
- Dubois-Ferriere, H.; Estrin, D. & Stathopoulos, T. (2004). Efficient and practical query scoping in sensor networks, *Proceedings of IEEE International Conference on Mobile Ad-Hoc and Sensor Systems*, 564-566
- Heidemann, J.; Silva, F. & Estrin, D. (2003). Matching data dissemination algorithms to application requirements, *Proceedings of 1st ACM Conference on Embedded Networked Sensor Systems*, 218-229
- Heinzelman, W.R.; Chandrakasan, A. & Balakrishnan, H. (2000). Energy-efficient communication protocol for wireless microsensor networks, *Proceedings of Hawaii International Conference on System Sciences*, 3005-3014
- Intanagonwiwat, C.; Govindan, R.; Estrin, D.; Heidemann, J. & Silva, F. (2003). Directed diffusion for wireless sensor networking, *ACM/IEEE Transactions on Networking*, Vol.11, 2-16
- Jin, Y.; Jo, J. & Kim, Y. (2008). Energy-efficient multi-hop communication scheme in clustered sensor networks, *International Journal of Innovative Computing, Information and Control*, Vol.4, No.7, 1741-1749
- Johnson, D.B.; Maltz, D.A.; Hu, Y.C. & Jetcheva, J.G.(2003). The dynamic source routing protocol for mobile ad hoc networks, *IETF Internet Draft*, draft-ietf-manet-dsr-09.txt
- Krishnamachari, B. & Heidemann, J. (2003). Application-specific modeling of information routing in wireless sensor networks, *Technical Report*, ISI-TR-2003-576, USC-ISI
- Kumamoto, A.; Utani, A. & Yamamoto, H. (2008). Improved particle swarm optimization for locating relay-dedicated nodes in wireless sensor networks, *Proceedings of 2008 Joint 4th International Conference on Soft Computing and Intelligent Systems and 9th International Symposium on Advanced Intelligent Systems*, 1971-1976
- Matsumoto, K.; Utani, A. & Yamamoto, H. (2009). Adaptive and efficient routing algorithm for mobile ad-hoc sensor networks, *ICIC Express Letters*, Vol.3, No.3(B), 825-832
- Matsumoto, K.; Utani, A. & Yamamoto, H. (2010). Bio-inspired data transmission scheme to multiple sinks for the long-term operation of wireless sensor networks, *International Journal of Artificial Life and Robotics*, Vol.15, No.2, 189-194
- Nagashima, J.; Utani, A. & Yamamoto, H. (2009). Efficient flooding method using discrete particle swarm optimization for long-term operation of sensor networks, *ICIC Express Letters*, Vol.3, No.3(B), 833-840
- Nagashima, J.; Utani, A. & Yamamoto, H. (2011). A study on efficient query dissemination in distributed sensor networks -Forwarding power adjustment of each sensor node using particle swarm optimization-, *Proceedings of 16th International Symposium on Artificial Life and Robotics*, 703-706
- Nakano, H.; Utani, A.; Miyauchi, A. & Yamamoto, H. (2009). Data gathering scheme using chaotic pulse-coupled neural networks for wireless sensor networks, *IEICE Transactions on Fundamentals*, Vol.E92-A, No.2, 459-466
- Nakano, H.; Utani, A.; Miyauchi, A. & Yamamoto, H. (2011). Chaos synchronization-based data transmission scheme in multiple sink wireless sensor networks, *International Journal of Innovative Computing, Information and Control*, Vol.7, No.4, 1983-1994

- Ogier, R.; Lewis, M. & Templin, F.(2003). Topology dissemination based on reverse-path forwarding (TBRPF), *IETF Internet Draft*, draft-ietf-manet-tbrpf-10.txt
- Ohtaki, Y.; Wakamiya, N.; Murata, M. & Imase, M. (2006). Scalable and efficient ant-based routing algorithm for ad-hoc networks, *IEICE Transactions on Communications*, Vol.E 89-B, No.4, 1231-1238
- Oyman, E.I. & Ersoy, C. (2004). Multiple sink network design problem in large scale wireless sensor networks, *Proceedings of 2004 International Conference on Communications*, Vol. 6, 3663-3667
- Perkins, C.E. & Royer, E.M. (1999). Ad hoc on-demand distance vector routing, *Proceedings of 2nd IEEE Workshop on Mobile Computing Systems and Applications*, 90-100
- Rajagopalan, R. & Varshney, P.K. (2006). Data aggregation techniques in sensor networks: A survey, *IEEE Communications Surveys and Tutorials*, Vol.8, 48-63
- Sasaki, T.; Nakano, H.; Utani, A.; Miyauchi, A. & Yamamoto, H. (2010). An adaptive selection scheme of forwarding nodes in wireless sensor networks using a chaotic neural network, *ICIC Express Letters*, Vol.4, No.5(A), 1649-1655
- Silva, F.; Heidemann, J.; Govindan, R. & Estrin, D. (2004). Directed diffusion, *Technical Report*, ISI-TR-2004-586, USC-ISI
- Subramanian, D.; Druschel, P. & Chen, J. (1998). Ants and reinforcement learning: A case study in routing in dynamic networks, *Technical Report TR96-259*, Rice University
- Taguchi, Y.; Nakano, H.; Utani, A.; Miyauchi, A. & Yamamoto, H. (2010). A competitive particle swarm optimization for finding plural acceptable solutions, *ICIC Express Letters*, Vol.4, No.5(B), 1899-1904
- Utani, A.; Orito, E.; Kumamoto, A. & Yamamoto, H. (2008). An advanced ant-based routing algorithm for large-scale mobile ad-hoc sensor networks, *Transactions on SICE*, Vol. 44, No.4, 351-360
- Wakabayashi, M.; Tada, H.; Wakamiya, N.; Murata, M. & Imase, M. (2007). Proposal and evaluation of a bio-inspired adaptive communication protocol for sensor networks, *IEICE Technical Report*, Vol.107, No.294, 89-94
- Wakamiya, N. & Murata, M.(2005). Synchronization-based data gathering scheme for sensor networks, *IEICE Transactions on Communications*, Vol.E88-B, No.3, 873-881
- Xia, L.; Chen, X. & Guan, X.(2004). A new gradient-based routing protocol in wireless sensor networks, *Lecture Notes in Computer Science*, Vol.3605, 318-325
- Yamamoto, I.; Ogasawara, K.; Ohta, T. & Kakuda, Y. (2009). A hierarchical multicast routing using inter-cluster group mesh structure for mobile ad hoc networks, *IEICE Transactions on Communications*, Vol.E92-B, No.1, 114-125
- Yoshimura, M.; Nakano, H.; Utani, A.; Miyauchi, A. & Yamamoto, H. (2009). An effective allocation scheme for sink nodes in wireless sensor networks using suppression PSO, *ICIC Express Letters*, Vol.3, No.3(A), 519-524



Environmental Monitoring

Edited by Dr Ema Ekundayo

ISBN 978-953-307-724-6

Hard cover, 528 pages

Publisher InTech

Published online 04, November, 2011

Published in print edition November, 2011

"Environmental Monitoring" is a book designed by InTech - Open Access Publisher in collaboration with scientists and researchers from all over the world. The book is designed to present recent research advances and developments in the field of environmental monitoring to a global audience of scientists, researchers, environmental educators, administrators, managers, technicians, students, environmental enthusiasts and the general public. The book consists of a series of sections and chapters addressing topics like the monitoring of heavy metal contaminants in varied environments, biological monitoring/ecotoxicological studies; and the use of wireless sensor networks/Geosensor webs in environmental monitoring.

How to reference

In order to correctly reference this scholarly work, feel free to copy and paste the following:

Akhide Utani (2011). Autonomous Decentralized Control Scheme for Long-Term Operation of Large Scale and Dense Wireless Sensor Networks with Multiple Sinks, Environmental Monitoring, Dr Ema Ekundayo (Ed.), ISBN: 978-953-307-724-6, InTech, Available from: <http://www.intechopen.com/books/environmental-monitoring/autonomous-decentralized-control-scheme-for-long-term-operation-of-large-scale-and-dense-wireless-se>

INTECH
open science | open minds

InTech Europe

University Campus STeP Ri
Slavka Krautzeka 83/A
51000 Rijeka, Croatia
Phone: +385 (51) 770 447
Fax: +385 (51) 686 166
www.intechopen.com

InTech China

Unit 405, Office Block, Hotel Equatorial Shanghai
No.65, Yan An Road (West), Shanghai, 200040, China
中国上海市延安西路65号上海国际贵都大饭店办公楼405单元
Phone: +86-21-62489820
Fax: +86-21-62489821

© 2011 The Author(s). Licensee IntechOpen. This is an open access article distributed under the terms of the [Creative Commons Attribution 3.0 License](#), which permits unrestricted use, distribution, and reproduction in any medium, provided the original work is properly cited.